



LOCKWOOD PEDESTRIAN SAFETY DISTRICT



(406) 256-2701 // www.co.yellowstone.mt.gov/LockwoodSafety

Lockwood Pedestrian Safety District Advisory Board

Meeting Minutes recorded and submitted by Brandy Dangerfield, Advisory Board Chair
January 3, 2024, 7pm

Board members in attendance: Brandy Dangerfield, Tim Sather, Woody Woods, Travis Smith
Other guests: Erin Claunch, Elyse Monat

Board members not in attendance: Pam Ask, Tobin Novasio

Brandy Dangerfield opened the meeting with public comment at 7pm, no comments were made.

Erin Claunch provided an update on the Massick sidewalk project with an update that MDT should remove the outer fence and they agreed. He has also left a message with the property owner to set up a meeting to inform him of the project plan.

Woody Woods updated the Billings Bypass progress with a projected completion date for the railroad overpass of Fall 2024.

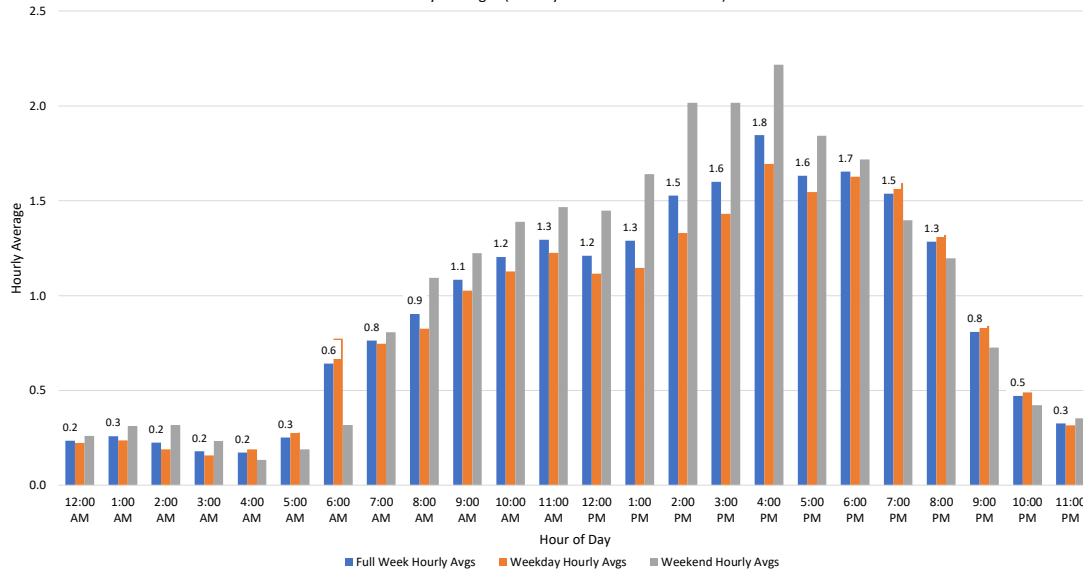
For the next segment of Old Hardin Road sidewalk to be implemented, the county has been assigned administration of the TAP Grant projects, so LPSD may be allowed to use their contracted engineer, Sanderson Stewart for the project planning.

With no further items to discuss the meeting was adjourned 7:30pm.

###

Becraft Ln Sidewalk

Hourly Averages (January 2021 to December 2023)



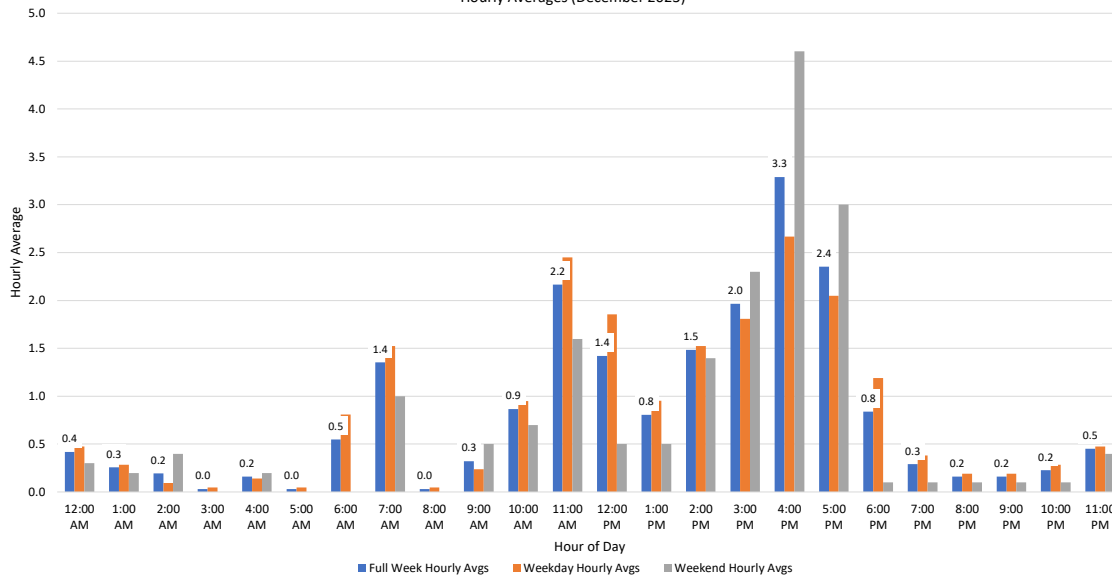
Hourly Statistics

	Total	Month
Average	0.9	0.8
Median	1.0	0.4
STDV	0.6	0.9
Min	0.2	0.0
Max	1.8	3.3

Field Notes

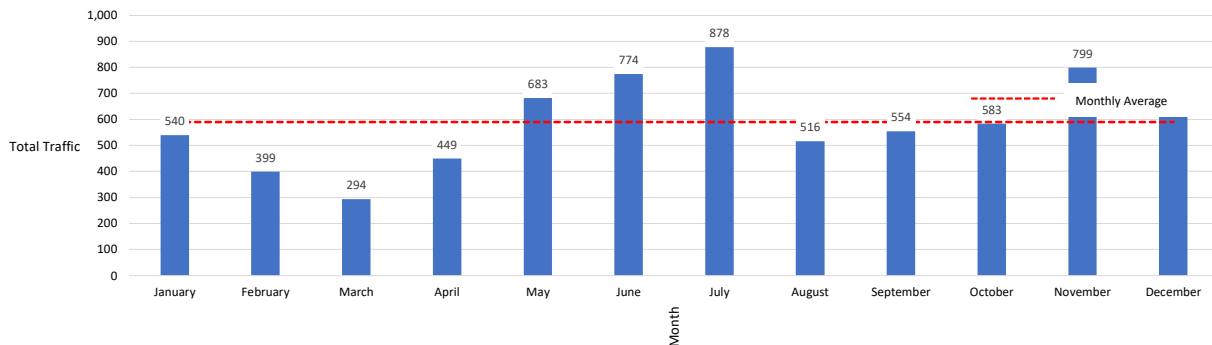
Becraft Ln Sidewalk

Hourly Averages (December 2023)



Becraft Ln Sidewalk

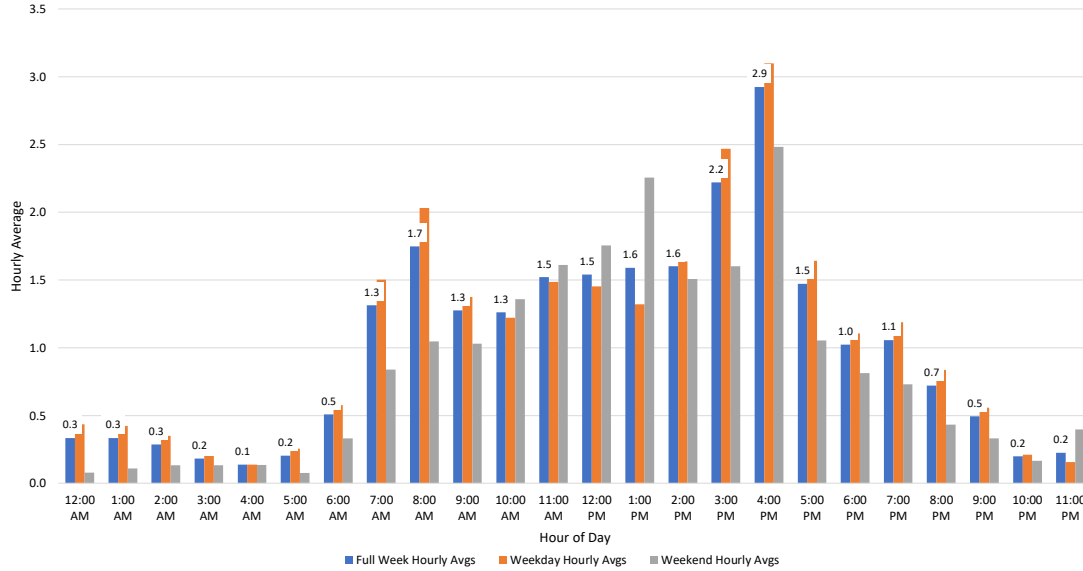
Traffic Count Totals
2023



Site Name	Total Count	Average	Wk. Day Avg	Wk. End Avg	Min	Date w/ Min Total	Max	Monthly Avg
Becraft Ln	7,081	19	20	8	0	28-Jan	71	590.08

Highway 87 Sidewalk

Hourly Averages (January 2021 to December 2023)



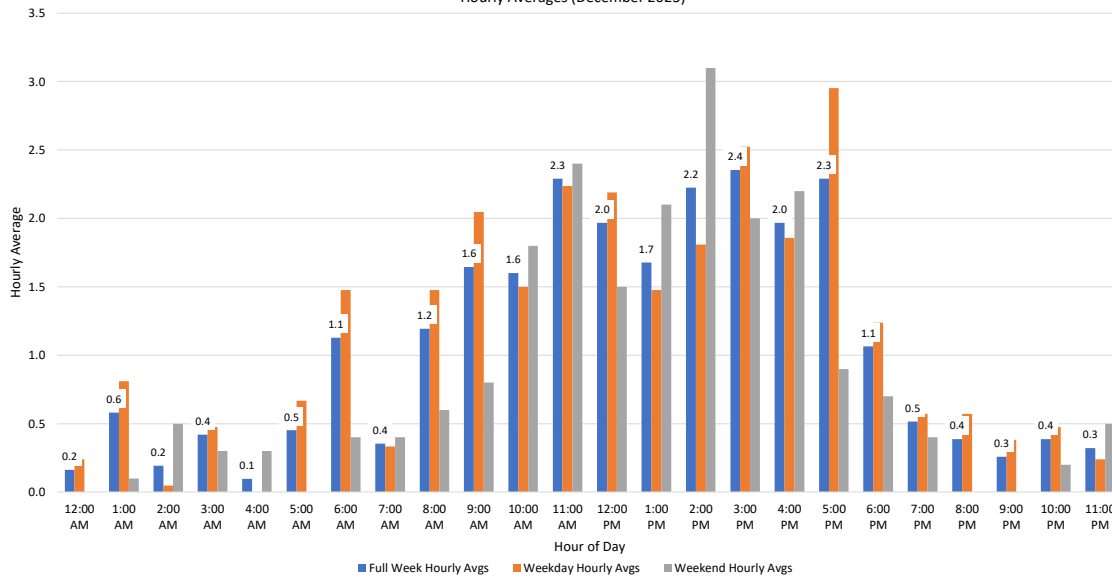
Hourly Statistics

	Total	Month
Average	1.0	1.1
Median	1.0	0.8
STDV	0.7	0.8
Min	0.1	0.1
Max	2.9	2.4

Field Notes

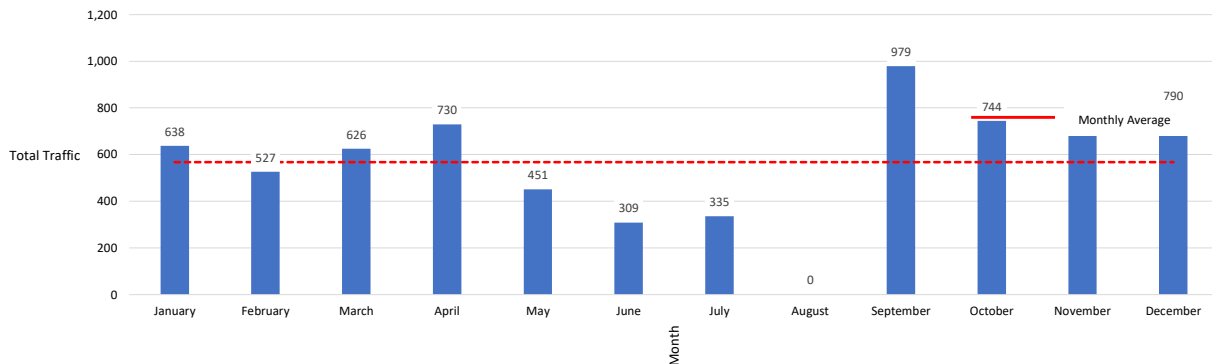
Highway 87 Sidewalk

Hourly Averages (December 2023)



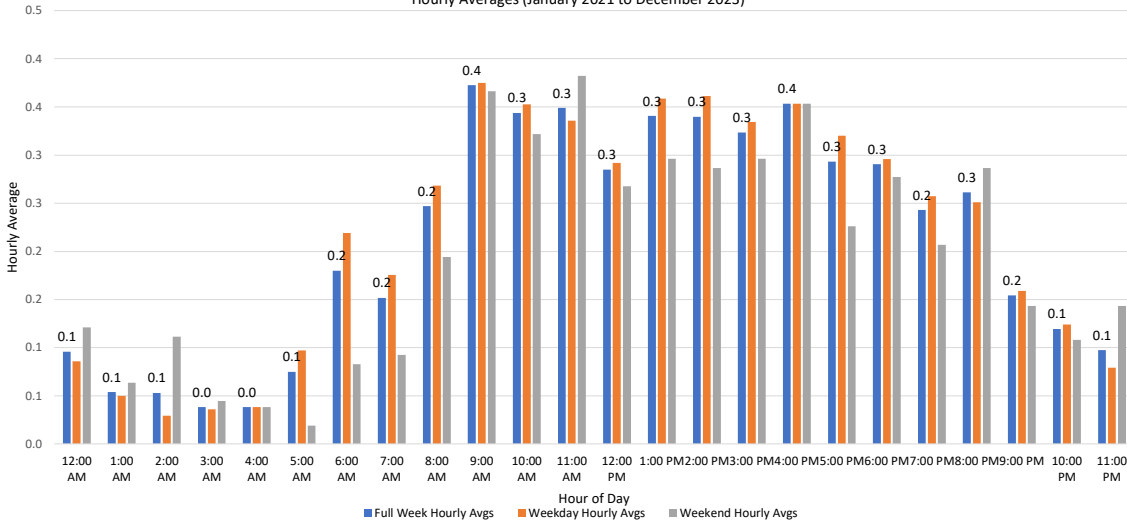
Highway 87 Sidewalk

2023 Traffic Count Totals



Site Name	Total Count	Average	Wk. Day Avg	Wk. End Avg	Min	Date w/ Min Total	Max	Date w/ Max Total
Highway 87	6,816	19	18	8	0	31-Jul	69	14-Mar

Johnson Lane (Ace Hardware) Sidewalk
Hourly Averages (January 2021 to December 2023)



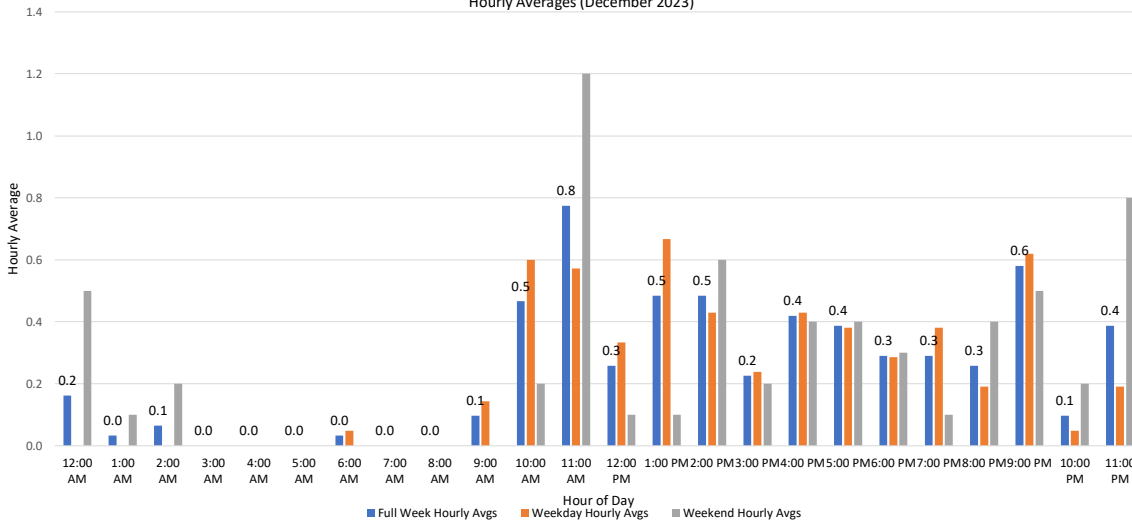
Hourly Statistics

	YTD	Month
Average	0.2	0.2
Median	0.2	0.2
STDV	0.1	0.2
Min	0.0	0.0
Max	0.4	0.8

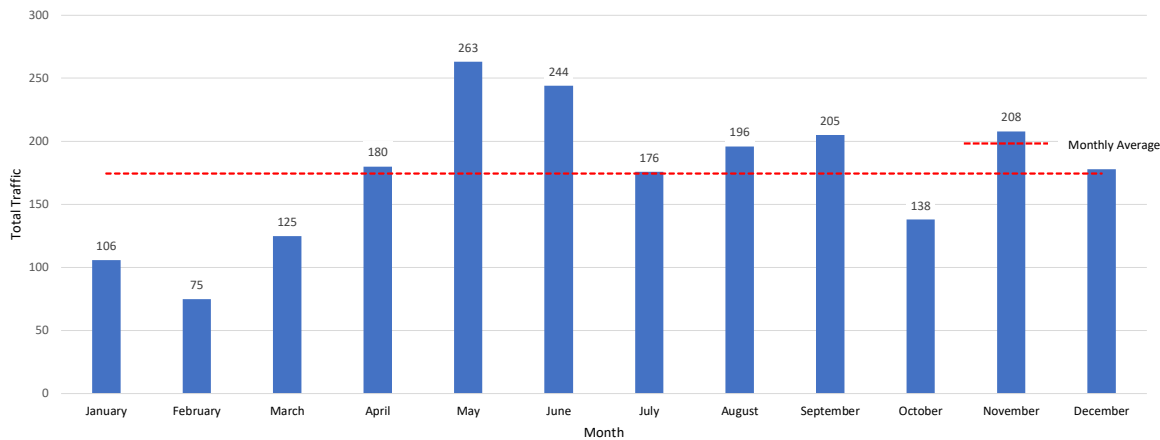
Field Notes

Sidewalk was completely covered in snow from street plowing in December 2018.

Johnson Lane (Ace Hardware) Sidewalk
Hourly Averages (December 2023)

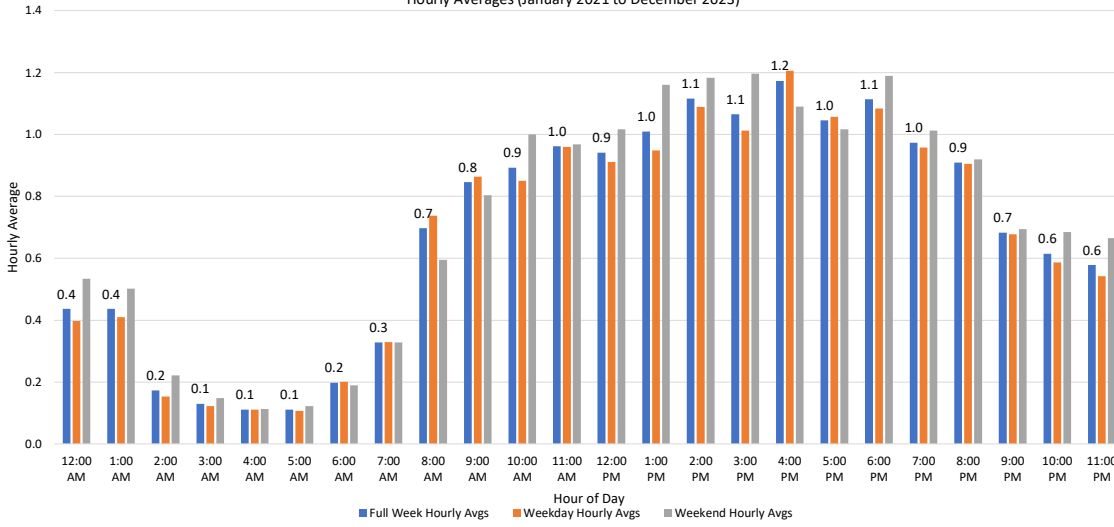


Johnson Lane (Ace Hardware) Sidewalk
2023 Traffic Count Totals



Site Name	Total Count	Average	Wk. Day Avg	Wk. End Avg	Min	Date w/ Min Total	Max	Date w/ Max Total	Monthly Avg
Johnson Ln Sidewalk	2,095	6	6	6	0	01/01/20	32	09/26/20	175

Old Hardin Road Sidewalk
Hourly Averages (January 2021 to December 2023)

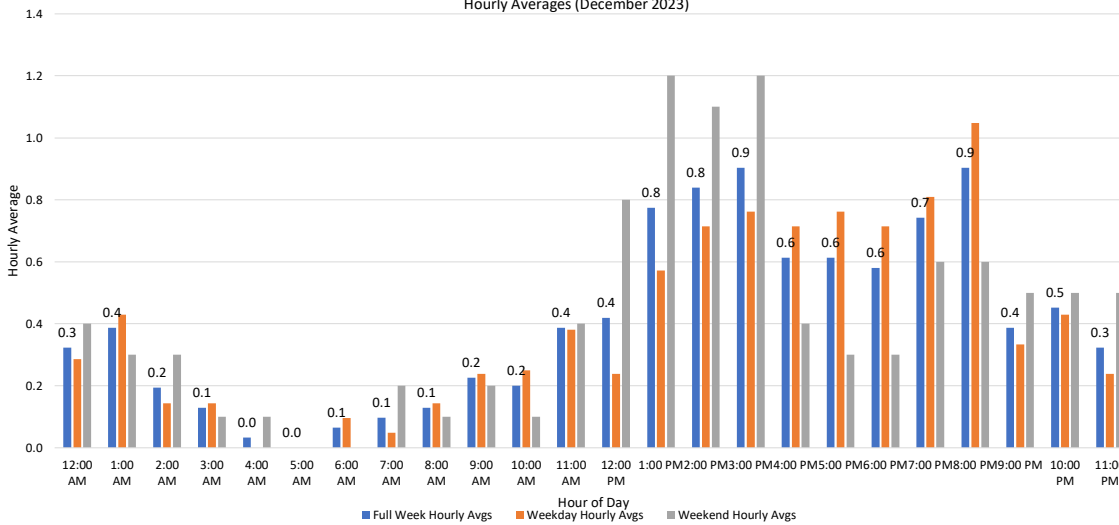


Hourly Statistics

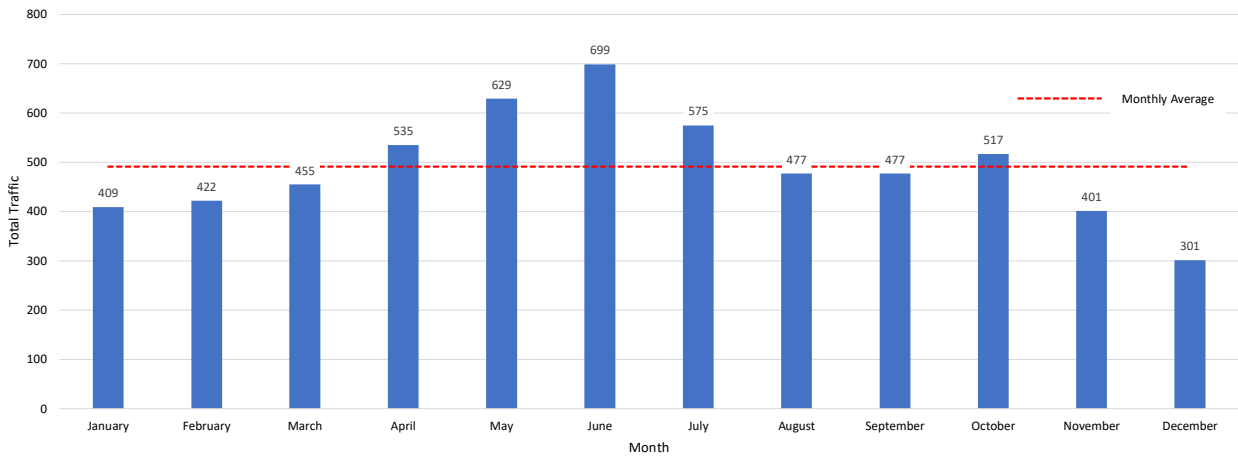
	YTD	Month
Average	0.7	0.4
Median	0.8	0.4
STDV	0.4	0.3
Min	0.1	0.0
Max	1.2	0.9

Field Notes

Old Hardin Road Sidewalk
Hourly Averages (December 2023)



Old Hardin Road Sidewalk
2023 Traffic Count Totals



Site Name	Total Count	Average	Wk. Day Avg	Wk. End Avg	Min	Date w/ Min Total	Max	Date w/ Max Total	Monthly Avg
Old Hardin Rd	5,897	16	16	6	1	1/28/21	48	7/3/21	491